

Quantum-ESPRESSO

Stress, Enthalpy and
Variable Cell Shape Optimization

A solid is just a very big molecule

equilibrium \implies vanishing forces

However: big unit cell, aperiodic, surface effects

A useful idealization is the infinite and periodic crystal

Advantages: periodicity (Bloch's theorem), small unit cell,
point group symmetry

The configuration of an infinite periodic crystal is defined by the collection of the atomic coordinates inside the unit cell (cartesian or internal) and by the size and shape of the unit cell.

$$\tau_{\alpha}^s = \sum_k a_{\alpha}^k x_k^s$$

where

τ_{α}^s = cartesian coordinates;

x_k^s = internal (crystal) coordinates;

a_{α}^k = fundamental Bravais lattice vectors, cell shape parameters

The (static) equilibrium geometry is obtained for

- vanishing forces
- vanishing stress

homogeneous deformation

$$r \longrightarrow r' = (1 + \epsilon)r$$

stress

$$\sigma = -\frac{1}{\Omega} \frac{\partial E}{\partial \epsilon}$$

It's a first order derivative (Hellman-Feynman)

-> NO NEED to know how electrons re-adjust

-> NO NEED to know how internal coordinates change

can be computed from the GS wavefunctions assuming homogeneous deformation

Nielsen and Martin Phys.Rev.Lett. 50, 697 (1983),

Nielsen and Martin Phys.Rev. B 32, 3780 & 3792 (1985).

```
prompt> cat Si.scf.in
&CONTROL
  prefix='silicon',
  pseudo_dir = '/home/degironc/QE/espresso/pseudo/',
  outdir='/home/degironc/tmp/'
  tstress = .true.
/
&SYSTEM
 ibrav= 2, celldm(1)=10.20, nat= 2, ntyp= 1,
  ecutwfc =16,
/
&ELECTRONS
  conv_thr = 1.0d-8
/
ATOMIC_SPECIES
Si 28.086 Si.pz-vbc.UPF
ATOMIC_POSITIONS
Si 0.00 0.00 0.00
Si 0.25 0.25 0.25
K_POINTS
 2
0.25 0.25 0.25 1.0
0.25 0.25 0.75 3.0
```

```
prompt> $QE/bin/pw.x < Si.scf.in > Si.scf.out
prompt> less Si.scf.out
```

```
... ..
```

```
!   total energy           =      -15.82676466 Ry
    Harris-Foulkes estimate =      -15.82676466 Ry
    estimated scf accuracy  <           4.5E-09 Ry
```

The total energy is the sum of the following terms:

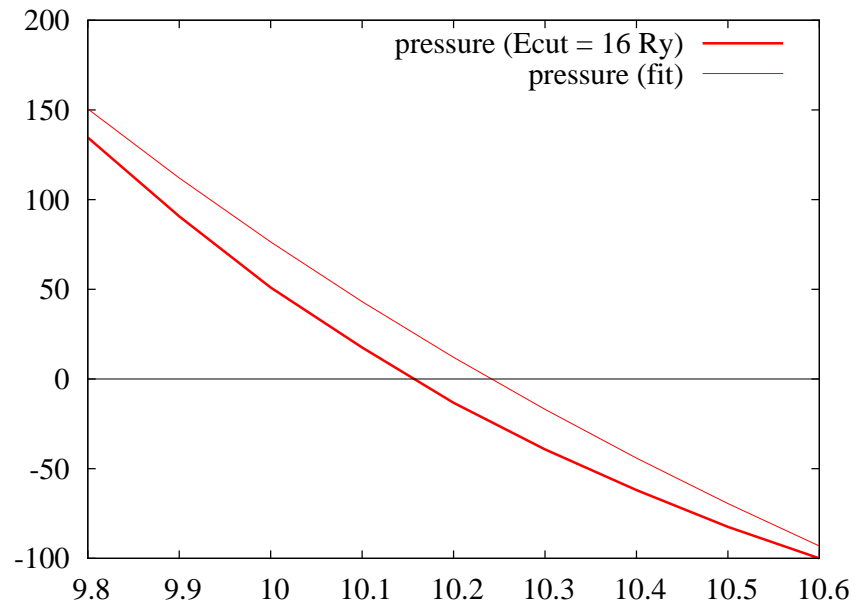
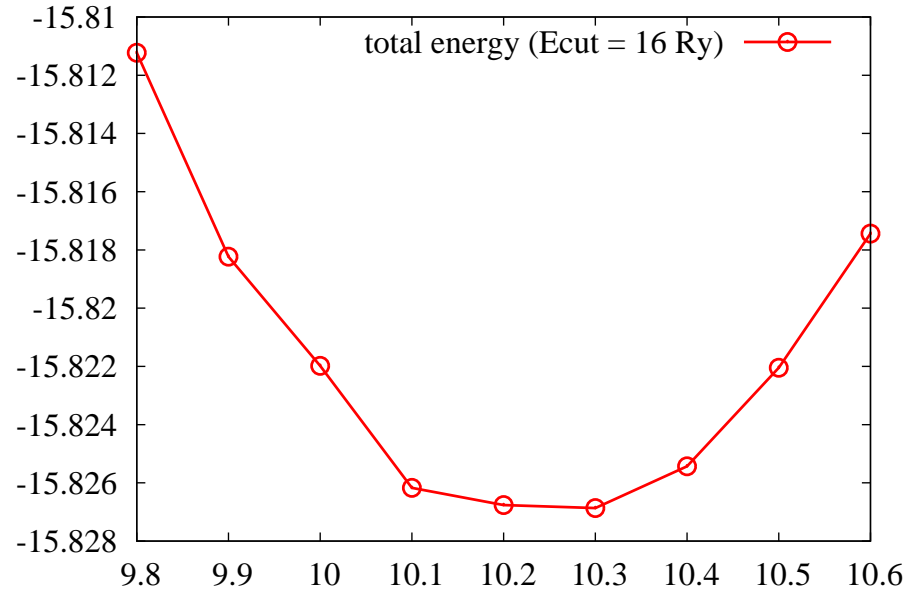
```
one-electron contribution =      4.80030732 Ry
hartree contribution       =      1.09369711 Ry
xc contribution            =     -4.82101051 Ry
ewald contribution        =     -16.89975858 Ry
```

convergence has been achieved in 6 iterations

entering subroutine stress ...

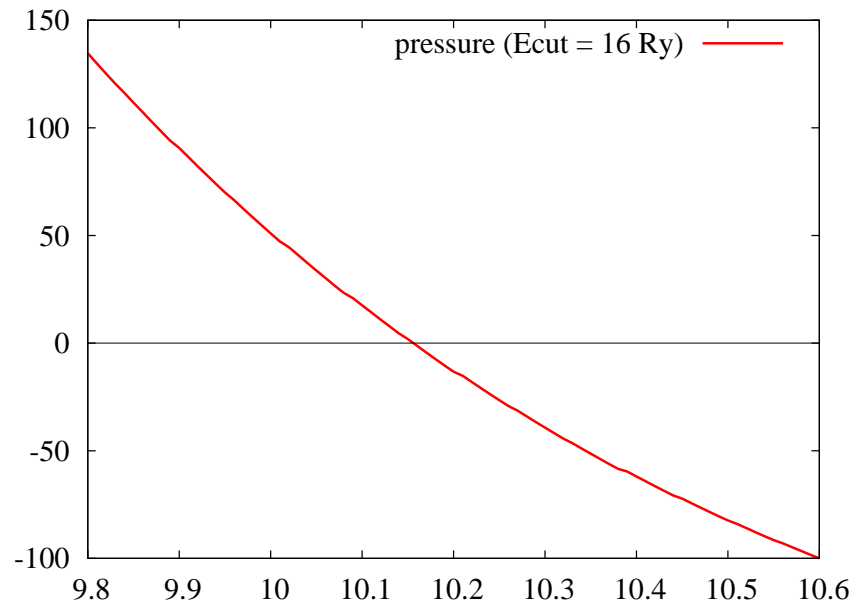
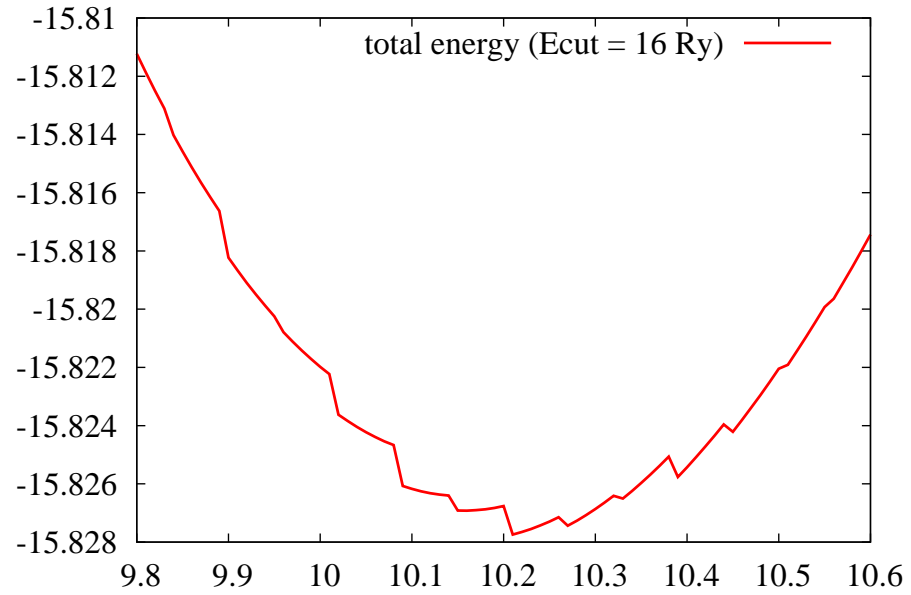
	total	stress (Ry/bohr**3)		(kbar)	P=
	-0.00009036	0.00000000	0.00000000	-13.29	0.00
	0.00000000	-0.00009036	0.00000000	0.00	-13.29
	0.00000000	0.00000000	-0.00009036	0.00	0.00

Silicon EOS Ecut = 16 Ry



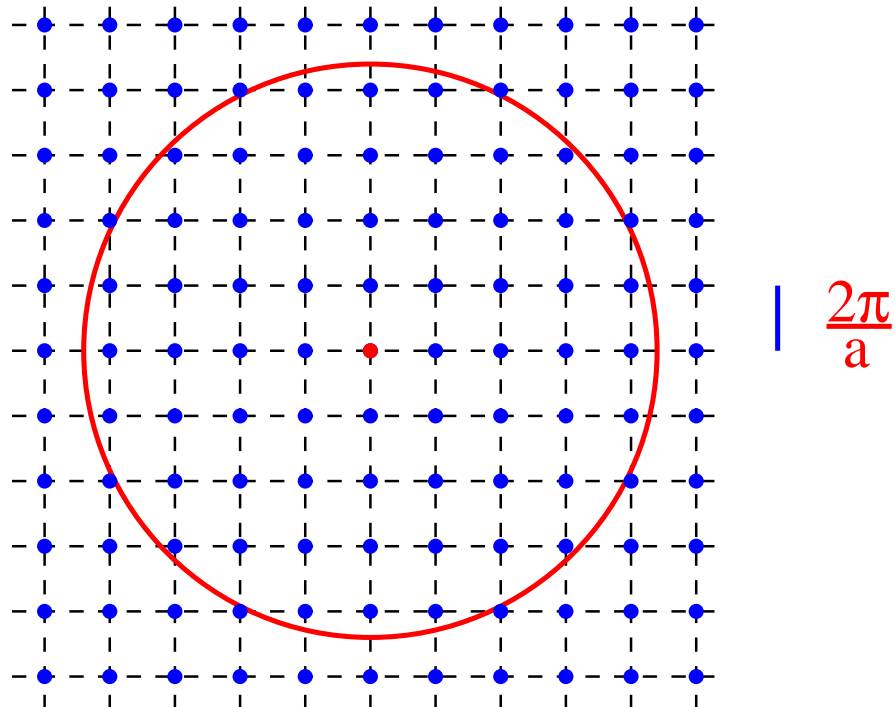
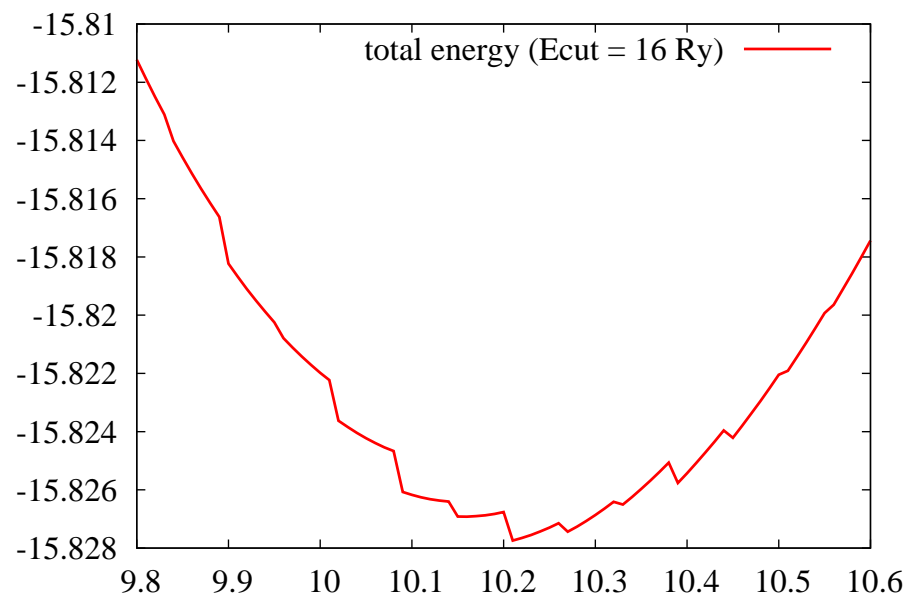
Is there something wrong ?

Silicon EOS Ecut = 16 Ry

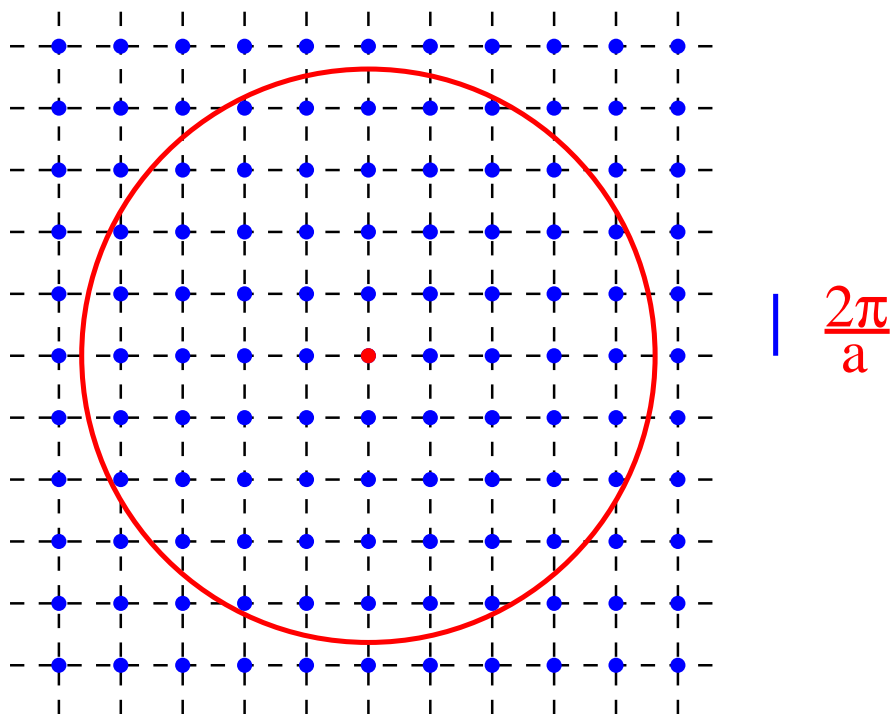
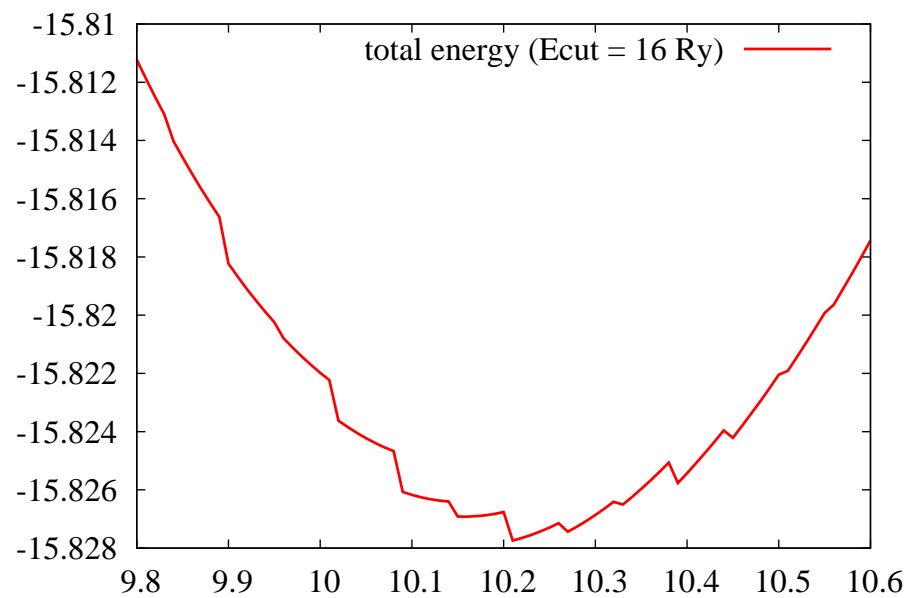


results for a denser grid

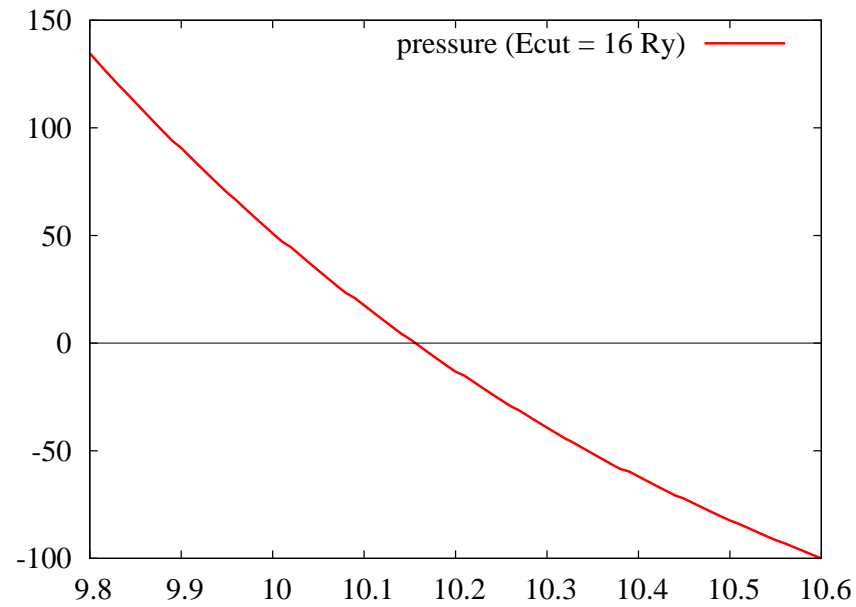
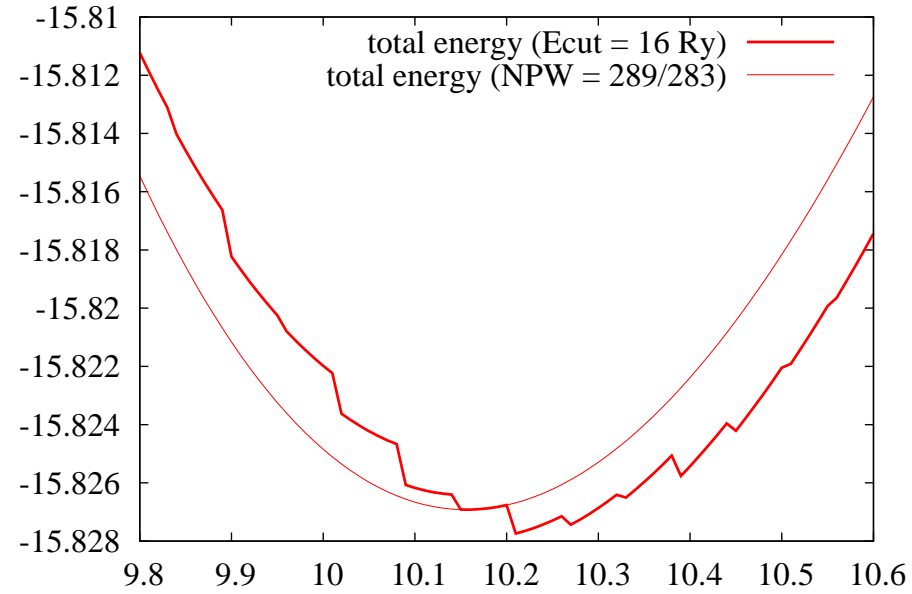
Silicon EOS Ecut = 16 Ry



Silicon EOS Ecut = 16 Ry

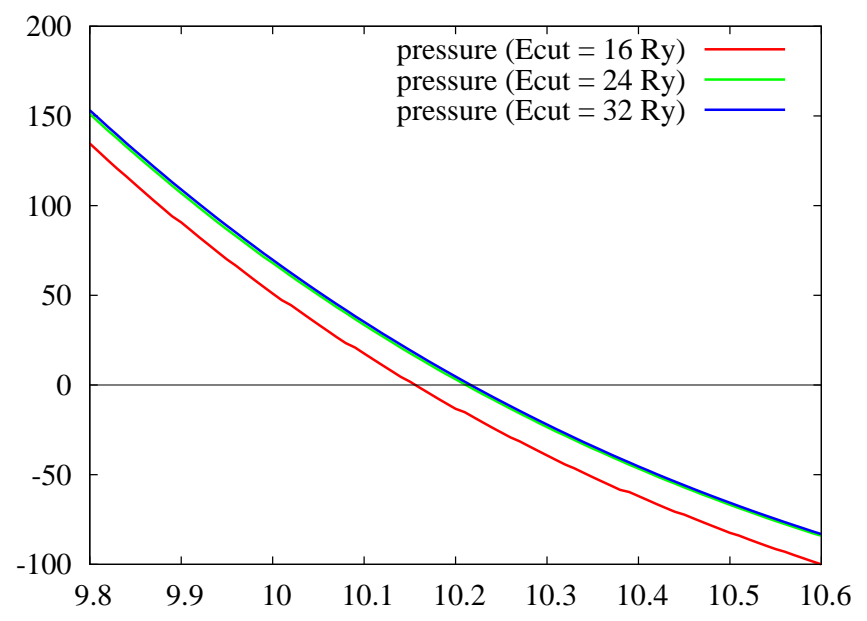
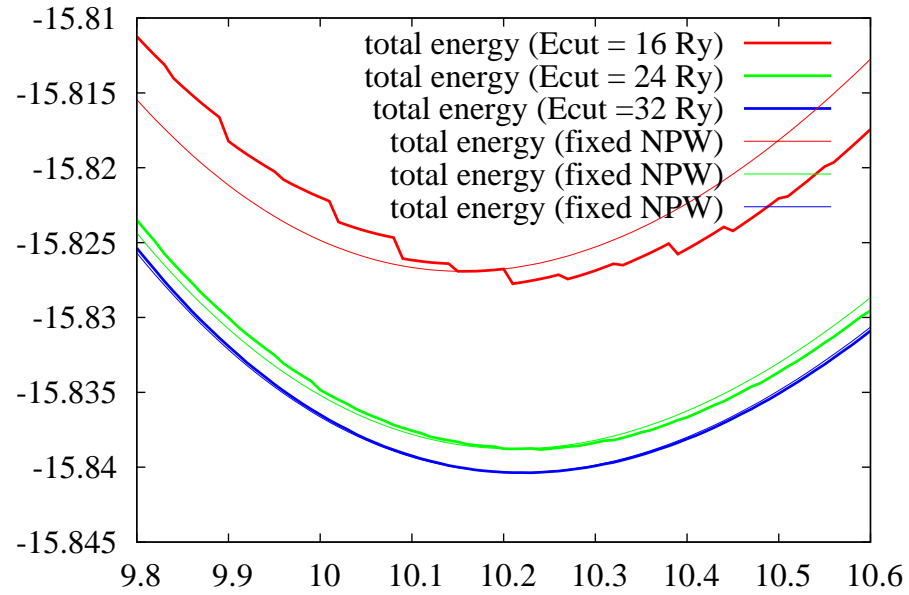


Silicon EOS



fixed Cutoff vs fixed Number of Plane waves

Silicon EOS



fixed Cutoff vs fixed Number of Plane waves

Calculations at FIXED CUTOFF need some interpolation in order to extract structural parameters but converge more rapidly to the accurate structural properties than the smoothly varying calculations at FIXED NUMBER OF PW.

Complete convergence is needed for accurate calculation of stress

... or rather ...

so that the calculation of stress (that assumes a fixed number of PW) agrees with the smooth interpolated result obtained using a fixed cutoff

Sudden inclusion of more degrees of freedom is irrelevant only when they do not contribute (they are not used anyway)

Otherwise they modify the energy in a way not accounted in the stress formula.

High Fourier components (around ECUT) can be artificially penalized (in a smooth way) in order to speedup convergence

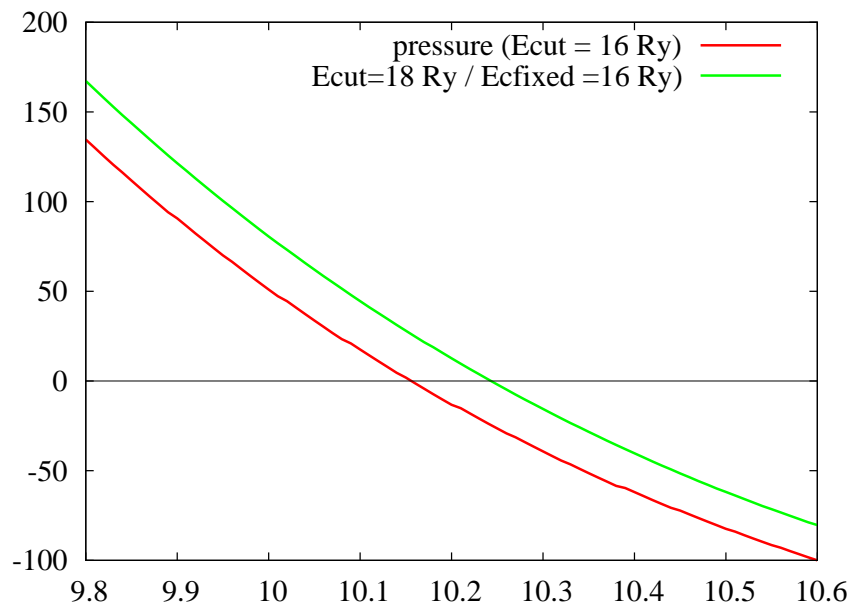
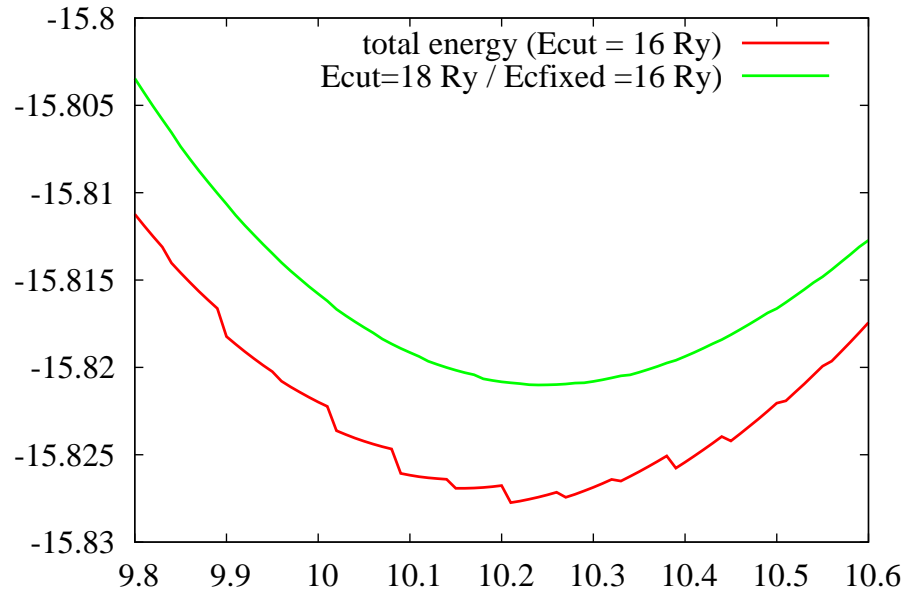
$$T(G) = \frac{\hbar^2}{2m}G^2 + \text{QCUTZ} \left[1 + \text{erf} \left(\frac{\hbar^2}{2m}G^2 - \text{ECFIXED} \right) / \text{Q2SIGMA} \right]$$

The main points are

- the plane waves around and beyond ECUT are penalized so much that they do not matter
- the smooth step function can be differentiated => it gives a well defined contribution to the stress

```
&control
  prefix='silicon',
  pseudo_dir = '/home/degironc/QE/espresso/pseudo/',
  outdir='/home/degironc/tmp/'
  tstress = .true.
/
&system
 ibrav= 2, celldm(1)=10.20, nat= 2, ntyp= 1,
  ecutwfc =18, ecfixed=16.0, qcutz=30.0, q2sigma=2.0
/
&electrons
  conv_thr = 1.0d-8
/
ATOMIC_SPECIES
Si 28.086 Si.pz-vbc.UPF
ATOMIC_POSITIONS
Si 0.00 0.00 0.00
Si 0.25 0.25 0.25
K_POINTS
2
0.25 0.25 0.25 1.0
0.25 0.25 0.75 3.0
```

Silicon EOS



At finite pressure P one must optimize/sample the Enthalpy

$$H = E + PV$$

- variable Cell-Shape Relaxation
- variable Cell-Shape Molecular Dynamics

Variable Cell-Shape Relaxation

BFGS relaxation

Crystal configuration is defined by $3*\text{NAT} + 9$ variables

$$\tau_{\alpha}^s = \sum_k a_{\alpha}^k x_k^s$$

$x_k^s = 3*\text{NAT}$ internal (crystal) coordinates;

$a_{\alpha}^k = \text{Bravais lattice vectors}$ (9 variables)

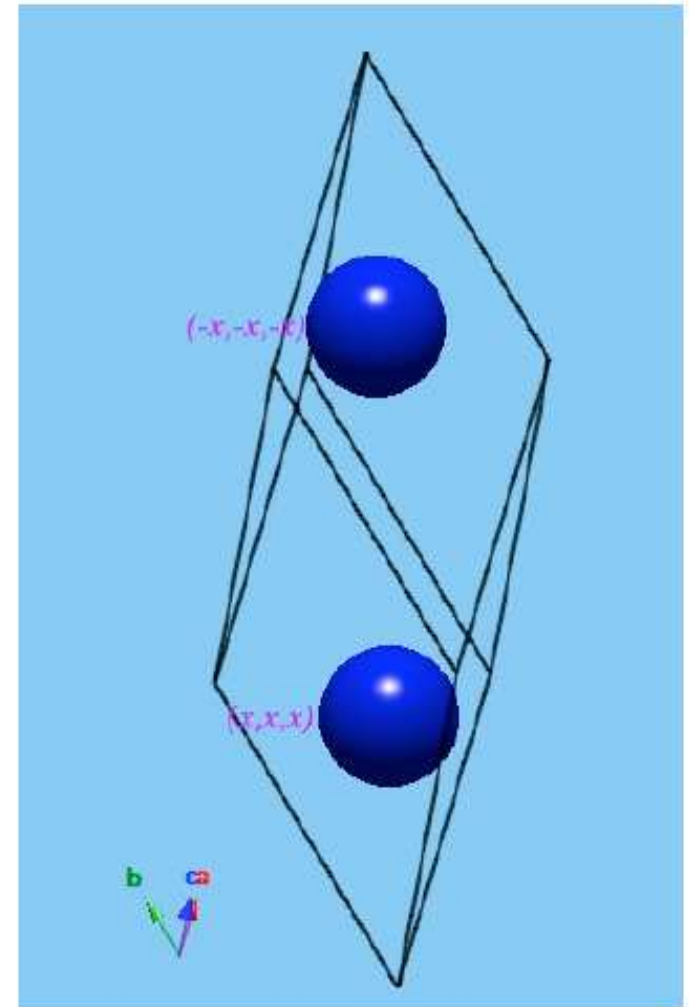
The algorithm can be applied as usual paying attention to use the appropriate generalized forces

$$-\frac{\partial H}{\partial x_k^s} = \sum_{\alpha} F_{\alpha}^s a_{\alpha}^k; \quad -\frac{\partial H}{\partial a_{\alpha}^k} = \Omega \sum_k (a^{-1})_k^{\beta} (\sigma_{\beta\alpha} - P\delta_{\beta\alpha})$$

and to start from an inverse Hessian that respects the symmetry of the crystal.

A7 to sc transition in As

- Unit Cell: ($a=b=c$,
 $\cos AB=\cos AC=\cos BC$)
- Guessing $a=3.85 \text{ \AA}$,
 $x=0.275$, $\cos AB=0.49517470$
- Energy Cut-Off=30 Ry.
- 2 As per unit cell
- 2As at $\pm(x, x, x)$;
- When $x=0.25$, $\cos AB=0.5$
=> Simple Cubic



```
prompt> cat As0.in
```

```
&CONTROL
```

```
calculation = "vc-relax", outdir = './tmp/', pseudo_dir = './' ,  
etot_conv_thr = 1.0E-4, forc_conv_thr = 1.0D-3, /
```

```
&SYSTEM
```

```
ibrav = 0, A = 3.85, nat= 2, ntyp= 1, nbnd = 9, nelec = 10,  
occupations = 'smearing', smearing = 'mp', degauss = 0.005,  
ecutwfc = 30.0, /
```

```
&ELECTRONS conv_thr = 1.0d-7, /
```

```
&IONS /
```

```
&CELL press = 0.0, /
```

```
CELL_PARAMETERS cubic
```

```
0.58012956 0.00000000 0.81452422  
-0.29006459 0.50240689 0.81452422  
-0.29006459 -0.50240689 0.81452422
```

```
ATOMIC_SPECIES
```

```
As 74.90000 As.pz-bhs.UPF
```

```
ATOMIC_POSITIONS crystal
```

```
As 0.2750 0.2750 0.2750  
As -0.2750 -0.2750 -0.2750
```

```
K_POINTS automatic
```

```
4 4 4 1 1 1
```

```
prompt> $QE/bin/pw.x < As0.in > As0-bfgs.out
```

```
... after a while
```

```
prompt> grep -e "enthalpy new" -e Final -e "P=" As0-bfgs.out
```

```
total stress (Ry/bohr**3) (kbar) P= 3.79
enthalpy new = -25.5030601539 Ry
total stress (Ry/bohr**3) (kbar) P= -39.98
enthalpy new = -25.4864190212 Ry
total stress (Ry/bohr**3) (kbar) P= -17.50
enthalpy new = -25.5045246222 Ry
total stress (Ry/bohr**3) (kbar) P= -5.40
enthalpy new = -25.5050255319 Ry
total stress (Ry/bohr**3) (kbar) P= -1.35
enthalpy new = -25.5050857421 Ry
total stress (Ry/bohr**3) (kbar) P= 1.29
enthalpy new = -25.5051054846 Ry
total stress (Ry/bohr**3) (kbar) P= 1.16
enthalpy new = -25.5051083940 Ry
total stress (Ry/bohr**3) (kbar) P= 0.80
enthalpy new = -25.5051113263 Ry
total stress (Ry/bohr**3) (kbar) P= 0.41
Final enthalpy = -25.5051134588 Ry
```

Variable Cell-Shape MD

Introduce the cell Bravais lattice vectors as
auxiliary dynamical variables

extended lagrangian formulation

$$L = T - U, \quad T = K_{internal} + K_{cell}, \quad U = H_{el}$$

$$\frac{d}{dt} \frac{\partial L}{\partial \dot{q}_i} = - \frac{\partial L}{\partial q_i}$$

while the Kinetic Energy associated to the internal degrees of freedom is well defined (at fixed cell geometry) the KE associated to the cell has no physical meaning.

VSCMD does not provide a faithful dynamical picture but can provide accurate thermodynamical averages of NPH ensemble via ergodic theorem + equi-partition principle

Variable Cell-Shape MD

$$L = T - U, \quad T = K_{int} + K_{cell}, \quad U = H_{el} = E + PV$$

Anderson, J.Chem.Phys. 72, 2384 (1980).

$$L = V^{\frac{2}{3}} \sum_i \frac{M_i}{2} \dot{s}_i \dot{s}_i + \frac{W}{2} \dot{V}^2 - (E + PV)$$

Parrinello-Rahman, J.Appl.Phys. 52, 7182 (1981).

$$L = \sum_i \frac{M_i}{2} \dot{s}_i (h^T h) \dot{s}_i + \frac{W}{2} \dot{h}^T \dot{h} - (E + PV)$$

Wentzcovitch, Phys.Rev.B 44, 2358 (1991).

$$L = \sum_i \frac{M_i}{2} \dot{s}_i (h^T h) \dot{s}_i + \frac{W}{2} V^2 \dot{h}^T (h^T h)^{-1} \dot{h} - (E + PV)$$

Damped Variable Cell-Shape MD

VCSMD can also be used as a structural optimization tool by introducing a damping mechanism that drains kinetic energy out of the system.

quickmin: kill any generalized velocity component whose direction is opposite to the corresponding generalized force component.

pros: easy to implement if you have an MD code;
rather robust, does not assume to be close to the min

cons: you need to specify a time step (dt) and a cell mass (wmass) values which requires some experience;
it's not superlinear close to convergence as BFGS is.


```
prompt> cat As40.in
```

```
&CONTROL
```

```
calculation = "vc-relax", outdir = './tmp/', pseudo_dir = './' ,  
etot_conv_thr = 1.0E-4, forc_conv_thr = 1.0D-3, dt = 70 /
```

```
&SYSTEM
```

```
ibrav = 0, A = 3.85, nat= 2, ntyp= 1, nbnd = 9, nelec = 10,  
occupations = 'smearing', smearing = 'mp', degauss = 0.005,  
ecutwfc = 30.0, /
```

```
&ELECTRONS conv_thr = 1.0d-7, /
```

```
&IONS /
```

```
&CELL press = 400.0, cell_dynamics = 'damp-w', wmass = 0.0015, /
```

```
CELL_PARAMETERS cubic
```

```
0.58012956 0.00000000 0.81452422  
-0.29006459 0.50240689 0.81452422  
-0.29006459 -0.50240689 0.81452422
```

```
ATOMIC_SPECIES
```

```
As 74.90000 As.pz-bhs.UPF
```

```
ATOMIC_POSITIONS crystal
```

```
As 0.2750 0.2750 0.2750  
As -0.2750 -0.2750 -0.2750
```

```
K_POINTS automatic
```

```
4 4 4 1 1 1
```

```
prompt> $QE/bin/pw.x < As40.in > As40-dampW.out
```

... after a while

```
prompt> grep -e "Etot" -e "P=" As0-dampW.out | tail -18
```

Ekin =	0.00088648 Ry	T =	647.9 K	Etot =	-24.89023062		
	total stress (Ry/bohr**3)				(kbar)	P=	398.53
Ekin =	0.00095682 Ry	T =	621.2 K	Etot =	-24.89024525		
	total stress (Ry/bohr**3)				(kbar)	P=	401.23
Ekin =	0.00101302 Ry	T =	596.8 K	Etot =	-24.89024441		
	total stress (Ry/bohr**3)				(kbar)	P=	398.88
Ekin =	0.00103502 Ry	T =	574.3 K	Etot =	-24.89024804		
	total stress (Ry/bohr**3)				(kbar)	P=	398.38
Ekin =	0.00009930 Ry	T =	552.4 K	Etot =	-24.89118875		
	total stress (Ry/bohr**3)				(kbar)	P=	399.11
Ekin =	0.00010526 Ry	T =	532.1 K	Etot =	-24.89118816		
	total stress (Ry/bohr**3)				(kbar)	P=	402.51
Ekin =	0.00010196 Ry	T =	513.2 K	Etot =	-24.89119211		
	total stress (Ry/bohr**3)				(kbar)	P=	399.99
Ekin =	0.00010141 Ry	T =	495.6 K	Etot =	-24.89119469		
	total stress (Ry/bohr**3)				(kbar)	P=	398.81
Ekin =	0.00009946 Ry	T =	479.2 K	Etot =	-24.89119474		
	total stress (Ry/bohr**3)				(kbar)	P=	400.31

THE END